

---

**BIBLIOMETRIC ANALYSIS OF JOURNAL OF HUMAN VALUES:  
2023-2024**

---

---

**Dr. P. Krishnakumar\***

---

---

Librarian Jansons School of Business Coimbatore, Tamilnadu, India.

---

Article Received: 28 August 2025

\*Corresponding Author: Dr. P. Krishnakumar

Article Revised: 18 September 2025

Librarian Jansons School of Business Coimbatore, Tamilnadu, India.

Published on: 08 October 2025

---

**ABSTRACT**

Bibliometrics is one of the research disciplines used in the field of library and information science. Analyzing publication productivity is very important in social science research. This article analyses the contents of the Journal of Human Values from January 2023 to December 2024. This journal is a pioneering product of the management profession, published by Sage Journals on behalf of the Indian Institute of Management, Calcutta. Publication, authorship pattern, institutions wise and geographical patterns are considered in this work.

**KEYWORDS:** Bibliometric analysis, Journal of Human Values, Authorship pattern, Content analysis.

**INTRODUCTION**

Research papers and articles are published in journals or presented at conferences as the most important medium of current information in a particular field. One can use journals to share new ideas, discoveries and thoughts. Bibliometrics is used to identify and analyze the pattern of publication, authorship, gender, geographical coverage etc., Bibliometrics mainly focuses on the quantitative study of written research materials. The term "Bibliometrics" was first used by Alan Pritchard, who described it as "the application of mathematical and statistical methods to books and other communication media." Bibliographic studies are generally helpful to library professionals in the area of library collection development. This study was conducted to analyze the publication nature and content of research articles published in the Journal of Human Values during the period 2023 - 2024.

## **ABOUT THE JOURNAL**

Journal of Human Values is a peer-reviewed journal and it is published tri-annually in the months of January, May and September by Sage Publications. With a focus on original ideas, academic rigour and conceptual exegesis, the journal carries research articles, conversations, review papers and book reviews.

## **LITERATURE REVIEW**

Shashikant C Gudodagi (2014) presents bibliometric analyses of Indian Journal of Marketing during 2005 to 2012. This analysis includes various parameters like development pattern, author patterns, citation-wise distribution of research articles. In the findings, research articles contributed mostly by a single author indicate that individual authors are more actively involved in the marketing field than research teams.

Meenakshi Mittal and Uppal R K (2017) studied the content analysis of Indian Journal of Finance from January 2016 to December 2016. They were concluded in their study, Karnataka is the highest contributor among other Indian states and maximum contributions are from the university followed by mixed contributions.

Ramdas S Lihitkar and Varsha B Patil (2018) conducted bibliometric study of special issues of Indian Journal of Social Work from 2001 to 2012. This study reveals that most of the contributions in these special issues of IJSW from the Institute of Social Work Teaching Specialists, College and University. A study of the authorship pattern in the special issues of the IJSW revealed that the main contribution was made by a single author.

Kanan P and Thanuskodi (2019) analyses the publication output of Library Philosophy and Practice. This research paper analyzes a bibliographic study of 1402 articles published between 1998 and 2018. In their finding, the geographical coverage of this journal is wide, covering 46 foreign countries. It is a most popular journal for international researchers, accounting for 22.11% of publications by Indian authors.

## **SCOPE OF THE STUDY**

Considering the Journal of Human Values from January 2023 to December 2024, the Bibliometric study examines journal publication. For the present study total 06 issues of the Journal of Human Values are considered.

## OBJECTIVES OF THE STUDY

- To calculate the number of articles published during 2023-2024.
- To calculate the number of book reviews published.
- To identify the authorship patterns of contributions.
- To study the Institution wise distribution of articles.
- To calculate the geographical contributions of articles.

## METHODOLOGY OF THE STUDY

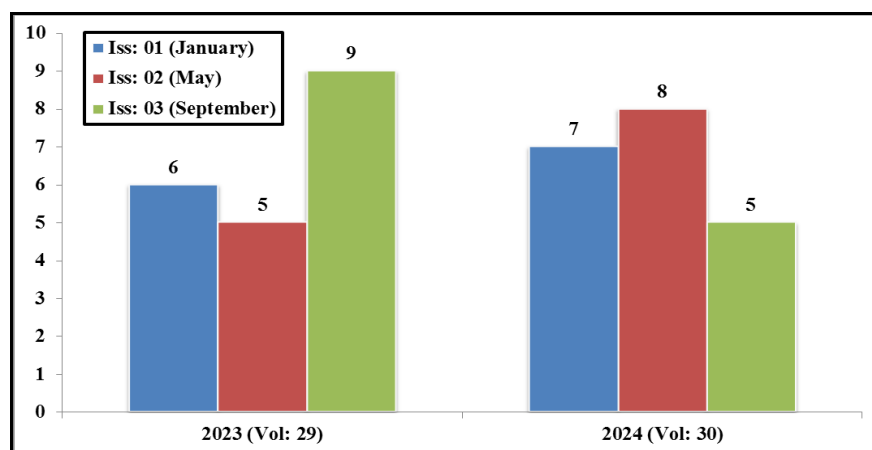
In the current study, a set-up bibliometric analysis method is used to study the bibliographic features of the articles. All the issues of the Journal of Human Values from January 2023 to December 2024 volumes will be studied to collect the data. The data recorded has been tabulated and analyzed for making observations.

### Analysis

This study analyses the contents of the Journal of Human Values from January 2023 to December 2024. A survey was took place to prepare number of issues published. Hard copies of the all issues published in 2 years were taken for analysis and resulted distribution of articles in Table 01.

**Table 01: Distribution of Articles.**

S.No.	Issues Year	Iss: 01 (January)	Iss: 02 (May)	Iss: 03 (September)	No. of Articles	Percentage
1	2023 (Vol: 29)	06	05	09	20	50%
2	2024 (Vol: 30)	07	08	05	20	50%
<b>Total</b>		<b>13</b>	<b>13</b>	<b>14</b>	<b>40</b>	<b>100</b>

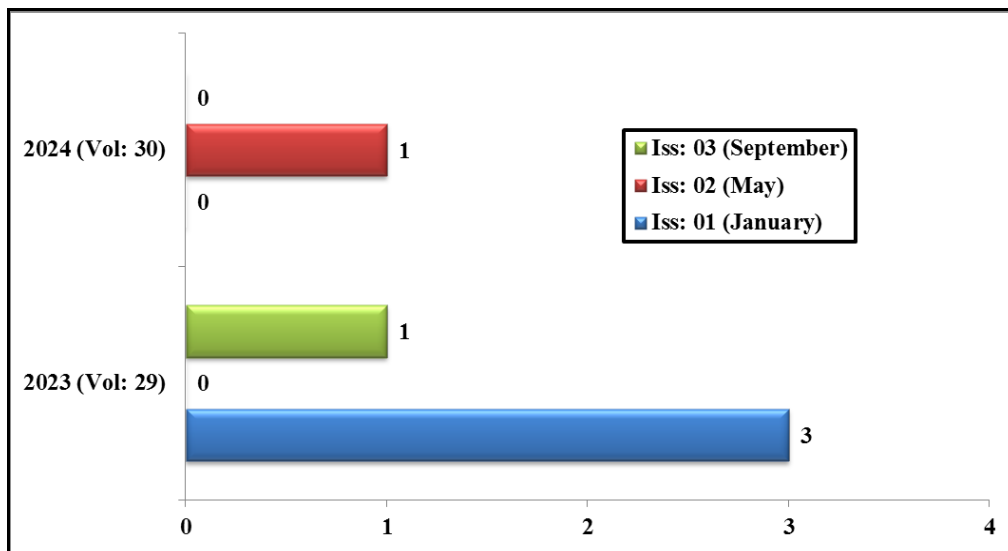


**Figure 01**

Table-01 indicates the Year and Volume wise distribution of articles in the journal. Journal of Human Values published 40 research articles during the period of study from January 2023 to December 2024. The above table showed that the equal numbers of articles (50%) were published in the years 2023 and 2024.

**Table 02: Distribution of Book Reviews.**

S.No.	Issues Year	Iss: 01 (January)	Iss: 02 (May)	Iss: 03 (September)	No. of Articles	Percentage
1	2023 (Vol: 29)	03	0	01	04	80%
2	2024 Vol: 30)	0	01	0	01	20%
<b>Total</b>		<b>03</b>	<b>01</b>	<b>01</b>	<b>05</b>	<b>100</b>



**Figure 02.**

Table-02 indicates, 80 percent of the Book reviews were published in 2023 (Volume 29) and only 20 percent of the book reviews are published in 2024 (Volume 30).

**Table 03: Authorship Pattern of Contribution.**

S.No.	Year Author	2023 (Vol: 29)			2024 (Vol: 30)			No. of Articles	Percentage
		Issues			Issues				
		1	2	3	1	2	3		
1	Single	05	0	03	07	04	03	22	48.89%
2	Two	02	04	04	0	03	0	13	28.89%
3	Three	02	0	03	0	02	01	08	17.78%
4	Four or More	0	01	0	0	0	01	02	04.44%
Total								45	100

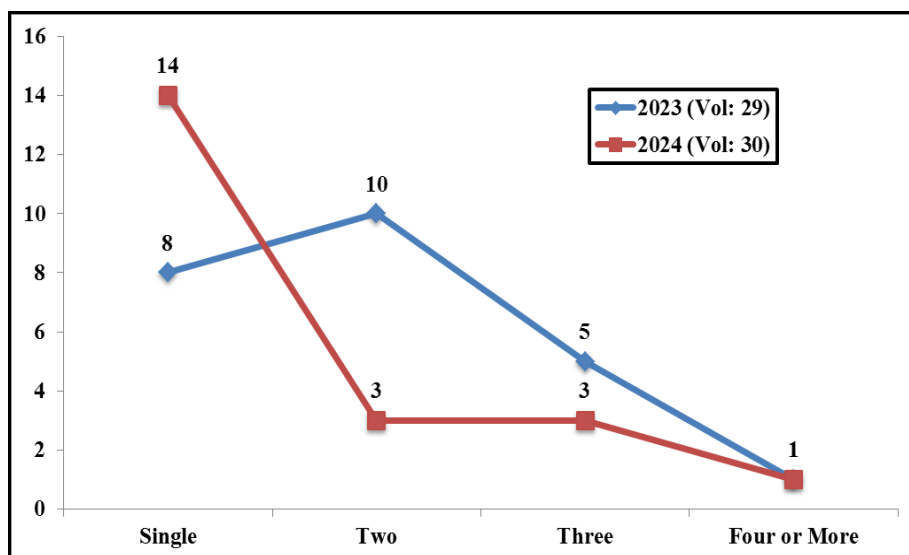


Figure 03.

Table-03 reveals the he authorship pattern of the articles published during the period of study. A result shows the highest number of articles contributed by Single authors 22 (48.89%) followed by two Authors 13 (28.89%). Only 08 (17.78%) articles were done by three authors. The lowest number of articles i.e. 02 (04.44%) contributed by four or more authors.

Table 04: Institution wise Contribution.

S.No.	<div>Year</div> <div>Author</div>	2023 (Vol: 29)			2024 (Vol: 30)		No. of Articles	Percentage	
		Issues			Issues				
		1	2	3	1	2		3	
1	University	04	02	06	05	07	01	25	55.56%
2	College	05	02	02	02	02	03	16	35.56%
3	Mixed Contribution	0	0	01	0	0	01	02	04.44%
4	Others	0	01	01	0	0	0	02	04.44%
Total							45	100	

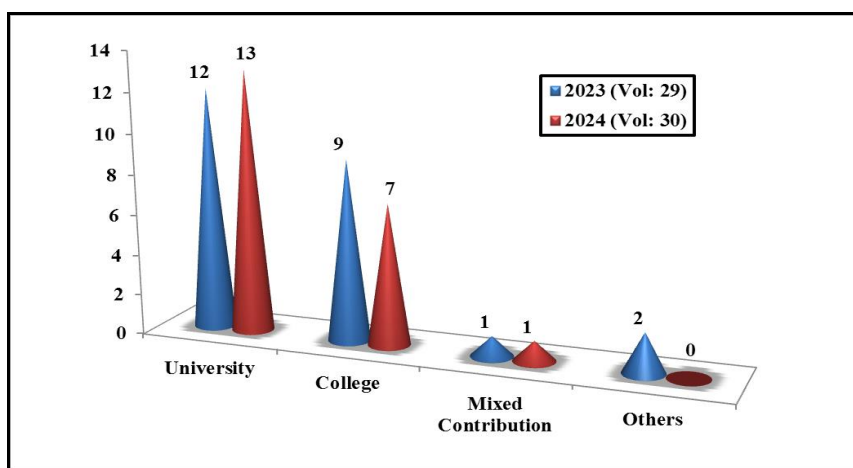
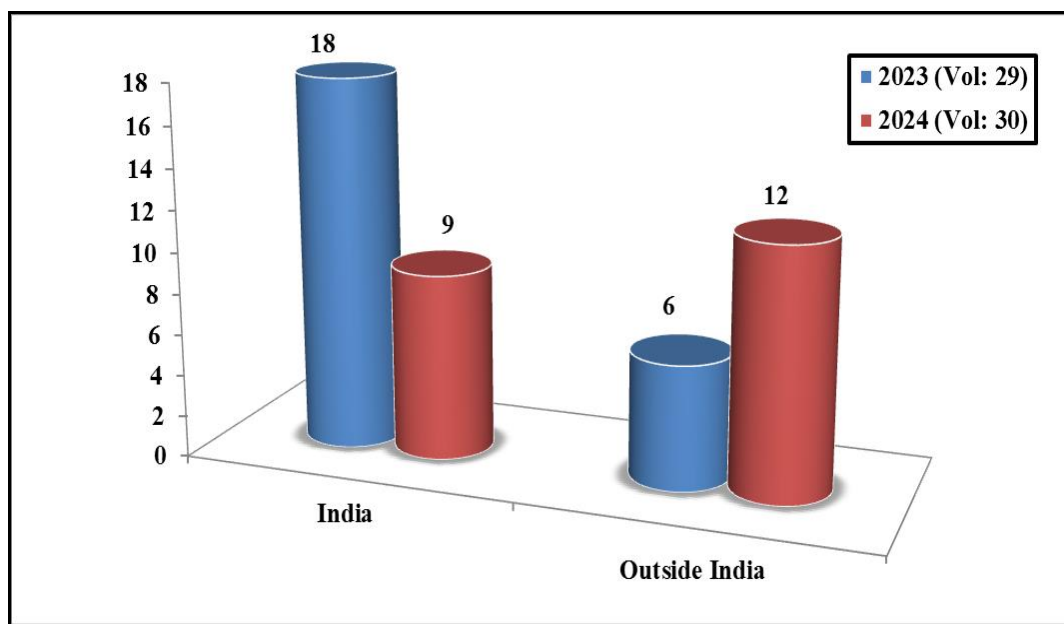


Figure 04

Table-04 shows the majority of the articles 25 (55.56%) were contributed by Universities. This is followed by colleges with 16 (35.56%) articles. Both mixed contribution and other institutions were contributed each 02 (04.44%) articles only.

**Table 05: Geographical Distribution of Publications.**

S.No.	Year Author	2023 (Vol: 29)			2024 (Vol: 30)			No. of Articles	Percentage
		Issues			Issues				
		1	2	3	1	2	3		
1	India	07	03	08	0	06	03	27	60%
2	Outside India	02	02	02	07	03	02	18	40%
Total							45	100	



**Figure 05:**

Table-05 shows geographical distributions of publications, it is observed that articles from India are 27 (60 %) whereas contributions from Outside India are 18 (40%).

## CONCLUSION

The Journal of Human Values has published 45 articles during the period of study. The maximum numbers of book reviews were published in the year 2023. Equal numbers of articles were published in the years 2023 and 2024. Most of the articles were contributed by single authors. Universities contributed the most articles compared to other types of institutions and articles from India were highest compared to rest of the world.

**REFERENCES**

1. Ramdas S Lihitkar and Varsha B Patil, (2018). "Content Analysis of Special Issues of Indian Journal of Social Work (2001-2012)". *American International Journal of Research in Humanities, Arts and Social Sciences*, Vol. 22, No. 01, p.226-232.
2. Meenakshi Mittal and Uppal R K, (2017). "Content Analysis of Indian Journal of Finance: January 2016 to December 2016". *International Journal of Business and Management Invention*, Vol. 06, No. 07, p.01-05.
3. Kannan P and Thanuskodi S, (2019). "Bibliometric Analysis of Library Philosophy and Practice: A study based on Scopus Database". *Library Philosophy and Practice (e-journal)*, 2300.
4. Thanuskodi S, (2010). "Bibliometric Analysis of the Journal Library Philosophy and Practice from 2005-2009". *Library Philosophy and Practice (e-journal)*, 437.
5. Shashikant C Gudodagi, (2014). "Bibliometric analyses of Indian Journal of Marketing during 2005-2012". *International Journal of Library and Information Studies*, Vol. 04, No. 01, p.93-99.
6. Rakesh Trivedi and Mital Manavadriya, (2021). "Indian Journal of Finance: A Bibliometric Analysis". *Library Philosophy and Practice (e-journal)*, 5717.
7. <https://ir.iimcal.ac.in:8443/jspui/handle/123456789/3357>
8. <https://journals.sagepub.com/home/jhv>